



MARY KAY



## LOOK ONE **WARM PINKS**

1. Apply Shade 1 all over the eyelid and into the crease.
2. Apply Shade 2 all over the eyelid and into the crease, and blend together.
3. Apply Shade 3 along the upper lashline.
4. Finish the look with limited-edition<sup>†</sup> *Mary Kay Unlimited*<sup>™</sup> Lip Gloss in Confident Pink.

<sup>†</sup>Available while supplies last

The Company grants all Mary Kay Independent Beauty Consultants a limited license to duplicate this page in connection with their Mary Kay businesses in print form only. This page should not be altered from its original form nor incorporated into other materials.

MK® / MARY KAY® / ©2021 MARY KAY INC. ALL RIGHTS RESERVED J2003203 4/21 PRINTED IN U.S.A.

MARY KAY



## LOOK TWO **WARM PINKS**



1. Apply Shade 1 to the entire eyelid and along the lower lashline.
2. Apply Shade 2 along the upper lashline.
3. Finish the look with limited-edition<sup>†</sup> *Mary Kay Unlimited*<sup>™</sup> Lip Gloss in Hopeful Lilac.

<sup>†</sup>Available while supplies last

The Company grants all Mary Kay Independent Beauty Consultants a limited license to duplicate this page in connection with their Mary Kay businesses in print form only. This page should not be altered from its original form nor incorporated into other materials.

MK® / MARY KAY® / ©2021 MARY KAY INC. ALL RIGHTS RESERVED J2003203 4/21 PRINTED IN U.S.A.

MARY KAY



# LOOK ONE COOL PINKS


1. Apply Shade 1 to the entire eyelid.
2. Apply Shade 2 to the upper lashline.
3. Apply Shade 4 to the lower lashline.
4. Finish the look with limited-edition<sup>†</sup> *Mary Kay Unlimited*<sup>™</sup> Lip Gloss in Hopeful Lilac.

<sup>†</sup>Available while supplies last

The Company grants all Mary Kay Independent Beauty Consultants a limited license to duplicate this page in connection with their Mary Kay businesses in print form only. This page should not be altered from its original form nor incorporated into other materials.

MK® / MARY KAY® / ©2021 MARY KAY INC. ALL RIGHTS RESERVED J2003203 4/21 PRINTED IN U.S.A.

MARY KAY



## LOOK TWO COOL PINKS

1. Apply Shade 1 in the crease.
2. Apply Shade 2 to the entire eyelid.
3. Finish the look with limited-edition<sup>†</sup> *Mary Kay Unlimited*<sup>™</sup> Lip Gloss in Confident Pink.

<sup>†</sup>Available while supplies last

The Company grants all Mary Kay Independent Beauty Consultants a limited license to duplicate this page in connection with their Mary Kay businesses in print form only. This page should not be altered from its original form nor incorporated into other materials.

MK® / MARY KAY® / © 2021 MARY KAY INC. ALL RIGHTS RESERVED J2003203 4/21 PRINTED IN U.S.A.